













Year 1 Homework - Term 3 - Amazing Animals

Please work with your child over the term to complete one activity from each subject heading and evidence this in PIP book. You are welcome to choose more. We would like to see your child's learning evidenced in the PIP book, or in whatever way suits the activity. Please return PIP books with completed homework by **Friday 7th February 2025**.

English	Maths	Physical	STEM Science, Technology, Engineering and Maths	Creative				
<p>Create your own dinosaur. Draw a picture then write its name underneath. You could write some adjectives to describe your new dinosaur. Is it scary or friendly? Is it large, long or scaly?</p>	<p>Go on a 3D shape hunt around your home. You could draw a table like this one and then draw or name the objects you find under the correct shape. Try to find three for each 3D shape!</p> <table border="1" style="width: 100%; text-align: center;"> <tr> <td style="width: 25%;">Sphere </td> <td style="width: 25%;">Cylinder </td> <td style="width: 25%;">Cube </td> <td style="width: 25%;">Cuboid </td> </tr> </table> <p>Find a picture (e.g. of a train or a building such as a castle) and look at it really carefully. How many 2D flat and 3D solid shapes can you see?</p>	Sphere 	Cylinder 	Cube 	Cuboid 	<p>Take a blanket outside and watch the clouds on a cloudy day. See if you can spot any clouds that look like dinosaurs. Do they have spikes or long tails? You could ask a friend or family member to play with you. Who can spot the most?</p>	<p>Make a boat which floats successfully in the sink or bath and can carry cargo of at least one penny.</p>	<p>Think of a dinosaur and describe it to a friend or someone in your family. They have to guess which dinosaur you are! Remember to use adjectives to describe the dinosaur. E.g. 'I am big. I have a long neck and a long tail. I like to eat the leaves in the trees.'</p>
Sphere 	Cylinder 	Cube 	Cuboid 					
<p>Find out the meaning of the word 'dinosaur' and its origin.</p>	<p>Can you create 10 different number sentences using numbers to ten? You could start with $1 + 7 = 8$ Can you turn this into a subtraction? What happens? Show me how many ways we can do this.</p>	<p>Play a game of charades with your friends or family. Think about the movements of different dinosaurs. Have they guessed correctly?</p>	<p>Design and make a desktop organiser. You can bring them in to school to use should you wish.</p>	<p>Gather some junk modelling and create your own dinosaur. These 3D models will be displayed in our corridors for term 3 and term 4.</p>				
<p>Use some of your tricky words in a sentence.</p>	<p>Find half of a number up to 12 by counting out that many dried pasta shapes, then splitting them across 2 plates. Count up the items on 1 plate to find half. For more of a challenge, find a quarter of a 4s number up to 24 by sharing the pasta across 4 plates.</p>	<p>Stretch up high, then touch your toes, as many times as you can in 1 minute. Record in your book.</p>	<p>Can you make a balloon powered car (Google). You will need: a balloon, straws, cardboard tube, sticky tape and scissors. How far can it travel?</p>	<p>Draw a picture without taking your pencil off once! This is called continuous line drawing.</p>				

Character Education and Well-being

Term 3 - Kindness

Animals feel pain and have emotions like us so we should treat them in a kind way. Many animals depend on us, so it is our responsibility to show them kindness when they need it. It also helps us to learn and develop kindness which we can then show to others. Can you suggest ways in which we could show kindness to animals? Draw a picture of yourself being kind to an animal.